

Calendar

October 1, 2024 - February 28, 2025	CampusArt Web site opens Students complete electronic application
February 28, 2025	Deadline for entering the CampusArt application; Deadline for receipt of paper applications at Campus France-Paris
February 28, 2025	Students undergo telephone interviews and videoconferences; Member institutions extend offers of admission to the candidates on their CampusArt platform
Avril 30, 2025	Deadline for admission offers by the member institutions to the students
Avril 30 to May 31, 2025	Students accept or decline admission offers on their CampusArt account
May 31, 2025	Deadline for confirmation of entry into the program by the students on their CampusArt account; CampusArt Web site closes
May 31, 2025	Preparation and submission of original certificates of pre-registration by institutions

CONDITIONS FOR COMPLETING A CAMPUSART FILE

- 1** – Excluding certain programs such as preparatory classes, some institutions require a certain number of years of studies (completed or in progress) superior in art, design, fashion, fine arts, history of art, music, cinema , video, dance, graphics, ...) or in architecture.
- 2** – Apart from certain courses such as preparatory classes, have a sufficient level of French (see the prerequisites for each online catalog training www.campusart.org/artsearch). You can be exempted of test in certain cases, to check here: www.campusart.org/accueil/preparer-son-sejour/apprendre-le-francais. If you are concerned, indicate "exemption" in the "Language level" section
- 3** – For the programs that ask for it, to present his personal works (paintings, drawings, photographs, music or videos,...) on Internet (website, portfolio, online pdf) or on a pdf in your CampusArt file including all the requested sections.

CONTENTS

Page 2	Steps in the CampusArt application process
Page 14	Some simple advice for applicants
Page 15	Student agreement
Page 17	Confidential reference form
Page 18	Frequently asked questions

A NOTE ABOUT VISAS: CAMPUSART AND THE “ETUDES EN FRANCE” PROCESS

THE APPLICATION ON THE CAMPUSART PLATFORM IS FREE.

CampusArt does not cancel the "Studies in France" procedure implemented in most countries where a visa is required. The "Studies in France" procedure is compulsory in the countries concerned. For the students concerned, you have the right to choose schools that are not connected to the "Etudes en France" procedure, that is to say which do not appear in the list of schools on "Etudes en France": [These schools are on CampusArt](#), we invite you to use this application platform. The "Studies in France" procedure is compulsory for students from the countries concerned but not for French higher education establishments. It is therefore normal that you do not find all the schools in the list of the Studies in France procedure. On [CampusArt](#), you can apply to these schools.

Some countries provide facilities "Études en France" procedure for students who will be enrolled by CampusArt: half price or free for fees exemption or maintenance of acceleration. This is the case of Algeria, China, Côte d'Ivoire, Colombia, Vietnam, Russia,...

First end your CampusArt procedure, and when the CampusArt team has sent you your certificates admission, you can then skip the application phase on the Studies in France procedure and immediately go to the "I am accepted" step: you can upload the certificates that the CampusArt team has sent to you on your Studies in France account.



CampusArt enables advanced students (that is, those who have already finished at least three years of postsecondary education in art) to quickly obtain **an offer of admission** from a French institution of higher education. Students who have an offer in hand are in a better position to obtain a visa.

And **CampusArt** is completely **free** until the applicant chooses to accept an offer of admission. So there's no reason to hesitate. CampusArt was established to inform and assist prospective international students.

The €300 application fee is due **only if you accept one of the offers** that you receive through the CampusArt network. If you decide not to accept any of the offers extended to you, then you owe nothing. **You do not pay anything to apply and you take no risk**


STEPS IN THE CAMPUSART APPLICATION PROCESS

YOU CAN APPLY EVEN IF YOU HAVE NOT YET OBTAINED YOUR DIPLOMA OR LEVEL OF FRENCH. IF YOU ARE IN THE YEAR OF OBTAINING THE BACCALAUREATE LEVEL AND ANOTHER DIPLOMA AND / OR IN THE PROCESS OF OBTAINING A FRENCH LEVEL: YOU JUST NEED TO INDICATE YOUR CERTIFICATES AND DIPLOMAS IN THE PROCESS OF OBTAINING AND SUBMIT YOUR APPLICATION FILE. YOU CAN UPDATE YOUR FILE LATER EVEN IF YOU HAVE APPLIED. PLEASE NOTE: DEPENDING ON THE COUNTRY, OBTAINING THE BACCALAUREATE OR ITS OFFICIAL EQUIVALENT IS COMPULSORY FOR THE CONTINUATION OF THE PROCESS

Step 1: Assemble your electronic file and identify programs that interest you at www.campusart.org

You may designate up to 7 programs from among the approximately 500 offered.

When you're on the [CampusArt catalog](#), select the courses that interest you by **clicking on the star «ajouter à vos**

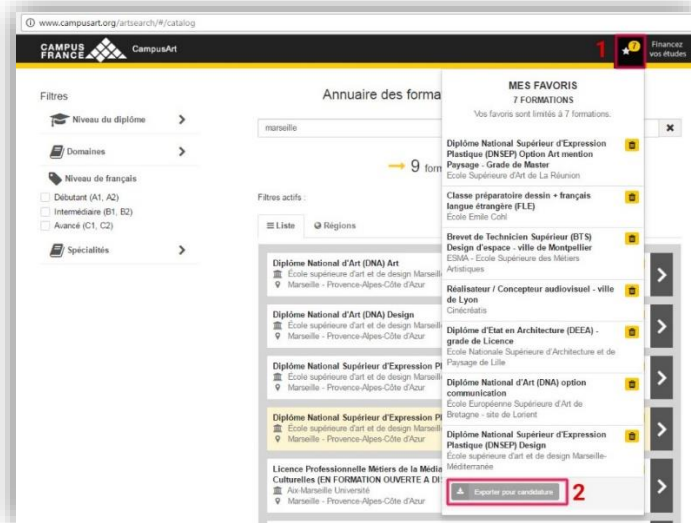
favoris»:  . It is above the title of each formation.

Warning: you must choose courses that correspond to your level of studies (or being obtained) and your level of French or English (or being obtained). If you do not choose courses that match your level your file will not be validated by CampusArt.

For the students concerned, you have the right to choose schools that are not connected to the "Études en France" procedure, that is to say which do not appear in the list of schools on "Études en France".

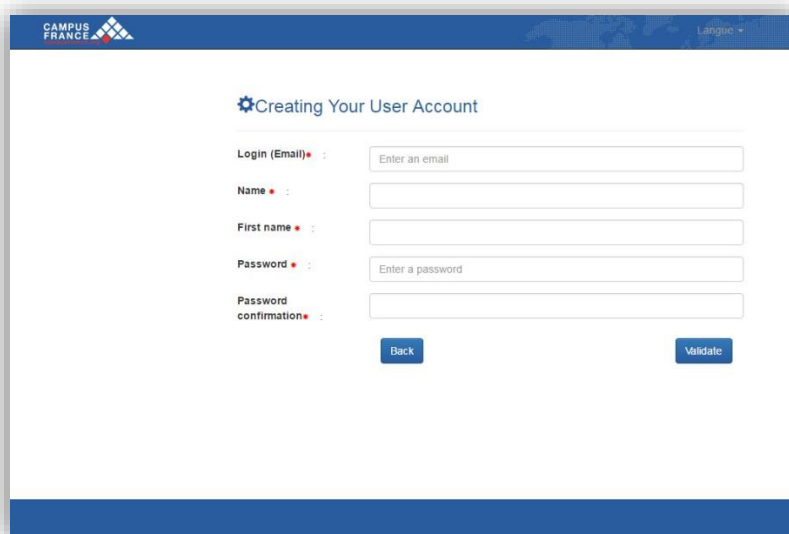
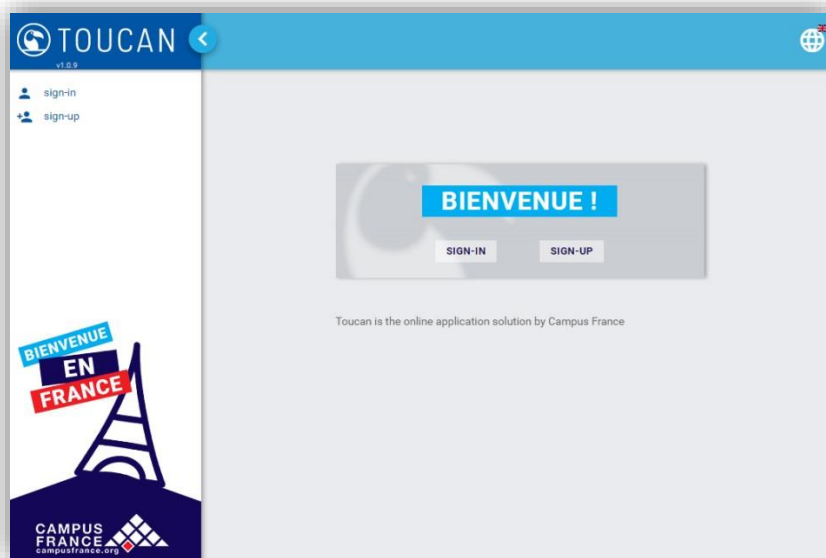
The trainings are automatically registered in your basket. In your cart, click on "export for application" and you can then paste them into your electronic file in the right place (see page 9 of this "application for placement" guide). Please note that you can only register 7 training options on the application website. Use the same computer for steps 1 and 2.

You can modify your selection by repeating these steps until the final validation of your electronic file.



Step 2: Access and sign your electronic application at CampusArt

Create your [CampusArt account on Toucan](#) by clicking on "Sign up":

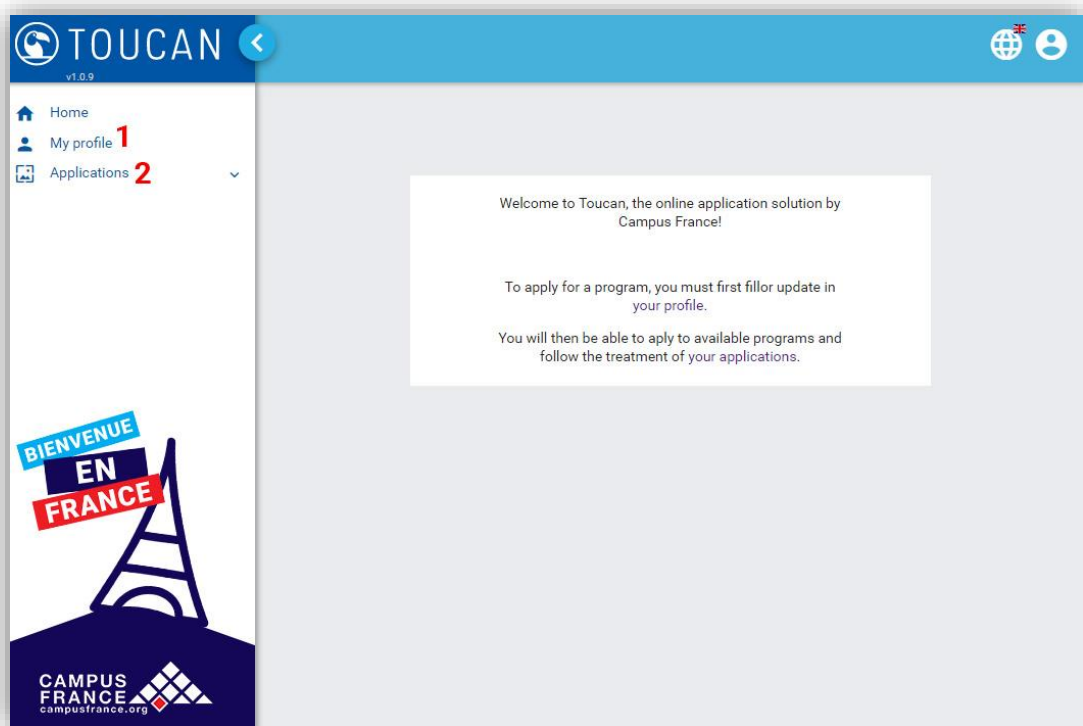


For your first connection, do not forget to activate your account using the email sent to you.

Warning, the first connection: you must click on the button "a candidate" (and not an "organization").



Your file consists of two elements: **1/your candidate profile** and **2/your application file**.

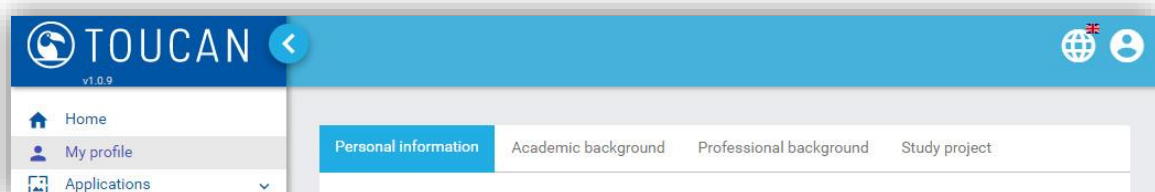


Do not forget to regularly click on the "save" button to save your online entries.

At any time you can modify your information online.

1 / Your candidate profile

Fill out the 4 clickable tabs available in the menu at the top: "Personal information", "Academic background", "Professional background" and "Study project".



In each part, you are asked to add on line in the good rubrics the justifying documents requested to apply on CampusArt (photo ID, diplomas or certificates of schooling, notes, letter of referents, ...):

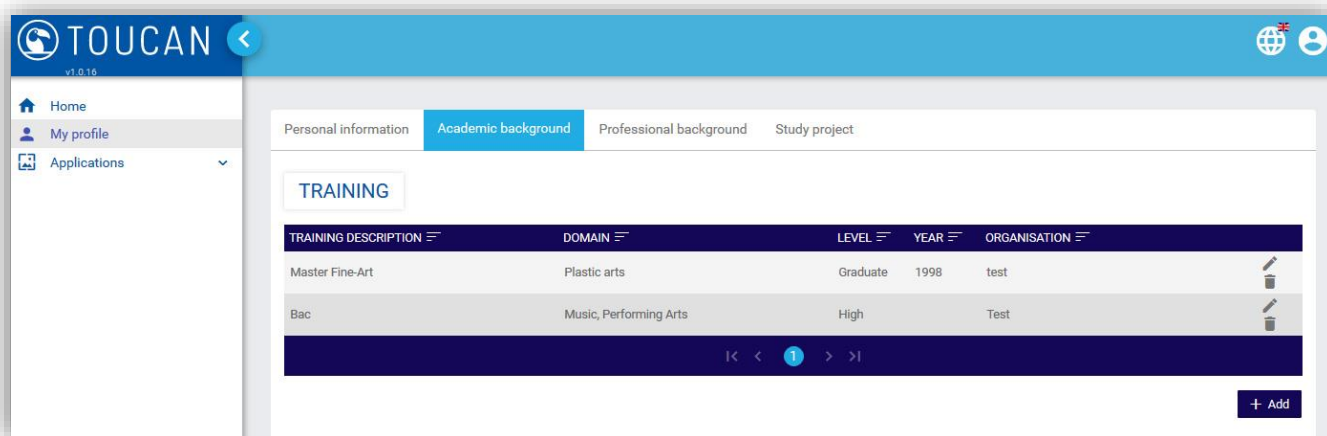
Warning: the names of your files to attach must not have accents or be too long, the weight of each file must not be too high.

- 2 letters of recommendation (written on free paper or on the model below in French, English or Spanish) - **attach them to your CampusArt online account in the "study project" section;**
- a detailed cover letter. Some schools require a cover letter differentiated by school;
- official documents corresponding to the information you will fill in your electronic file (diplomas, certificates, certificates of schooling, ...) in the original language and their translation into French by a sworn translator - **attach them to your online CampusArt account in the part "academic background". If your documents are in Spanish or English, you can attach them to your online file as is without going through a translator;**
- your French test result (TCF, TEF, DELF or DALF) if you already have it - attach it to your CampusArt online account in the "language level" section. If you do not have it yet, tick "in progress". If you correspond to the French test waiver case (www.campusart.org/accueil/preparer-son-sejour/apprendre-le-francais), enter it in the "Type of test" drop-down menu;
- our transcripts in the language of origin and their translation into French by sworn translator. (No translation required if they are in Spanish or English) - **attach them to your CampusArt online account in the "academic background" section;**
- a birth certificate (or civil status card), translated into French by a sworn translator (No translation required if it is in Spanish or English) - **attach it to your CampusArt online account in the "Study project" section;**
- a copy of your identity card or passport - **attach it to your CampusArt online account in the "Study project" section;**
- 1 photo ID - **attach it to your CampusArt online account in the "Study project" section;**
- For Asian or Maghrebi residents, a jpg or pdf of your complete postal address (last name, first name and address) written by hand or on software, in 2 languages (yours and in French) - **attach it to your CampusArt online account in the "Study project" section.**

Do not forget to regularly click on the "save" button to save your online entries.

a) Academic background

In the section "Academic background" you must complete the courses followed and diplomas obtained if you have but also the training courses and diplomas being obtained or stopped.



You must, in each training added, download your certificates of diplomas, your grades, your certificates of education if you are in training without diplomas obtained or if you have not been at the end of your degree.

The button to attach the documents is at the bottom of each added training page: click on "choose":

TOUCAN v1.0.23

Home My profile Applications

Start date* 11/15/2017

End date 11/25/2017

Organisation* test

City* test

Country* Afghanistan

Level* Graduate / Master

Year of study* 2

Domain* Plastic arts

Degree* DNSEP

Year of obtention* 1998

Specify which scholarship you have received (if applicable)

Save Cancel

LogoCA.png

Choose Upload Cancel

We advise you to put a title: "Licence", "year bac +1",...
Be careful to click on "Upload" otherwise the file will not be attached:

Year of obtention* 1998

Specify which scholarship you have received (if applicable)

Save Cancel

LogoCA.png

Choose Upload Cancel

campusart_es.jpg Add description

Then click on "save".

Repeat this on as much training with diplomas obtained, being obtained or not obtained.

Language level

TOUCAN v1.0.23

Home My profile Applications

Personal Information Academic background Professional background Study project

TRAINING

TRAINING DESCRIPTION	DOMAIN	LEVEL	YEAR	ORGANISATION
Master Fine-Art	Plastic arts	Graduate / Master	1998	test
Bac	Music, Performing Arts	High School / Post Secondary	Test	

LANGUAGE LEVEL

LANGUAGE	LEVEL
French	C1
English	Current

You must indicate your French test result (TCF, TEF, DELF or DALF) if you already have it.

If you do not have it yet, tick "Being obtained".

If you correspond to the French test exemption case (www.campusart.org/accueil/preparer-son-sejour/apprendre-le-francais), indicate it by selecting it from the "Type of test" drop-down menu:

DIPLOME	POINTS	ANNÉE
Delf	700	2017

For courses that require an English level language, you must also indicate it here.

You must attach your proof of language level (French, English ...) if you have them.

b) Professional background

Function* Your function

In progress

Internship

Start date* 11/17/2017

End date* 11/30/2017

Domain* Domain

Company* Company name

City* City

Country* Algeria

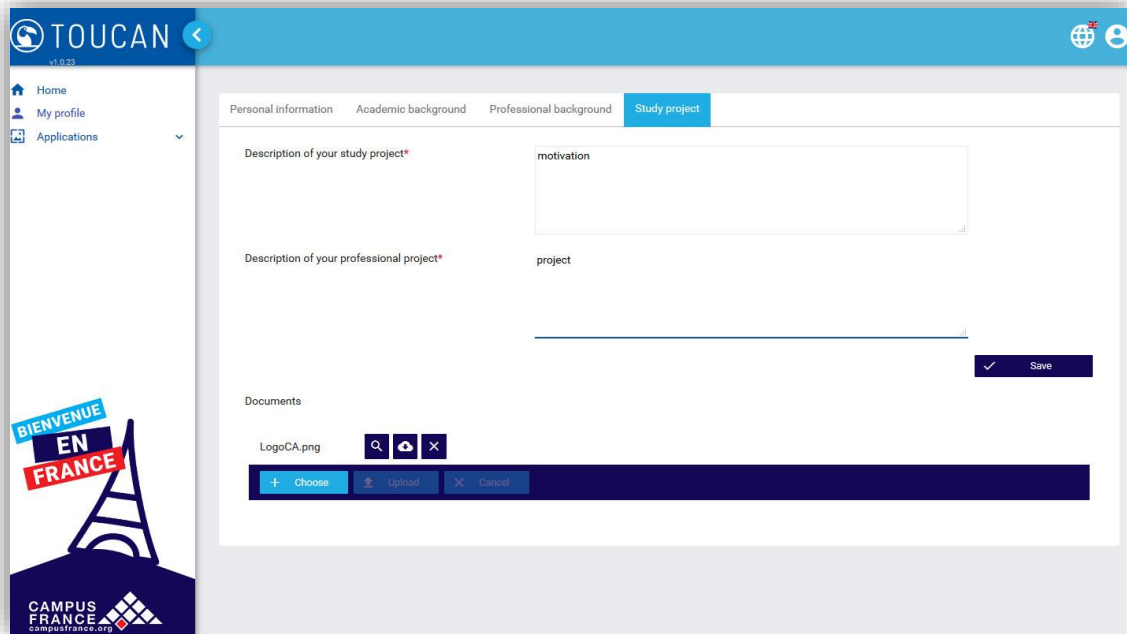
Documents

LogoCA.png

This part is not obligatory. If you have completed internships, or practiced trades or professional assignments: add as many career paths as desired and internships completed or in progress.

Proceed in the same way as before to join with the help of the button "Choose" at the bottom of the page then "Upload" your certificates of employment or internships, recommendations,... Do not forget to click on "save".

c) Study Project



The study project is like a little cover letter that has to explain why you chose this course or courses, what you expect, and how you envision your artistic and personal future. The professional project can explain your future ideal job or research project, or can be a very short summary of your resume,...Add if your work has been exhibited, if you have done internships, worked with established artists,...

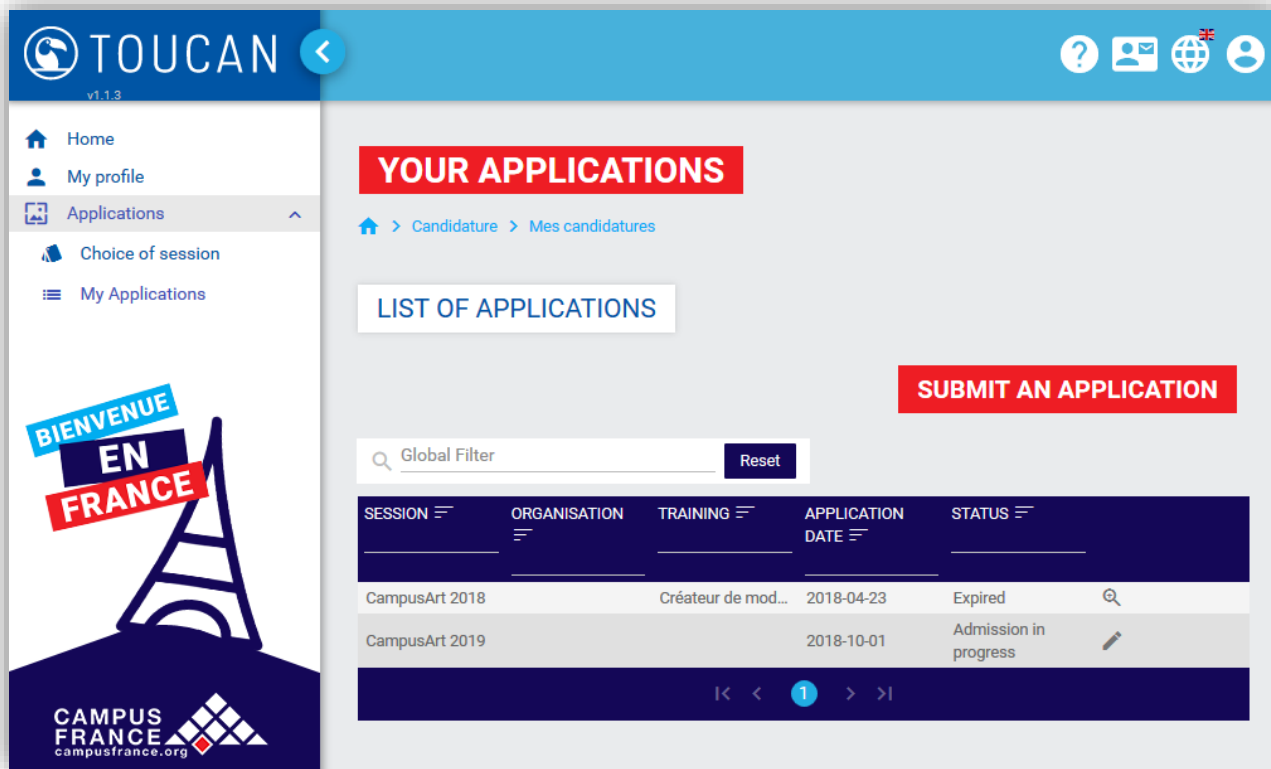
Warning, the number of words is limited, you can not write large paragraphs. If you would like to write a larger cover letter or indicate your full CV, please attach them as an attached file. You can also attach cover letters by selected courses (7 choices, 7 small cover letters).

Proceed in the same way as before to join with the help of the button "Choose" at the bottom of the page then "Upload" your CV, projects,...

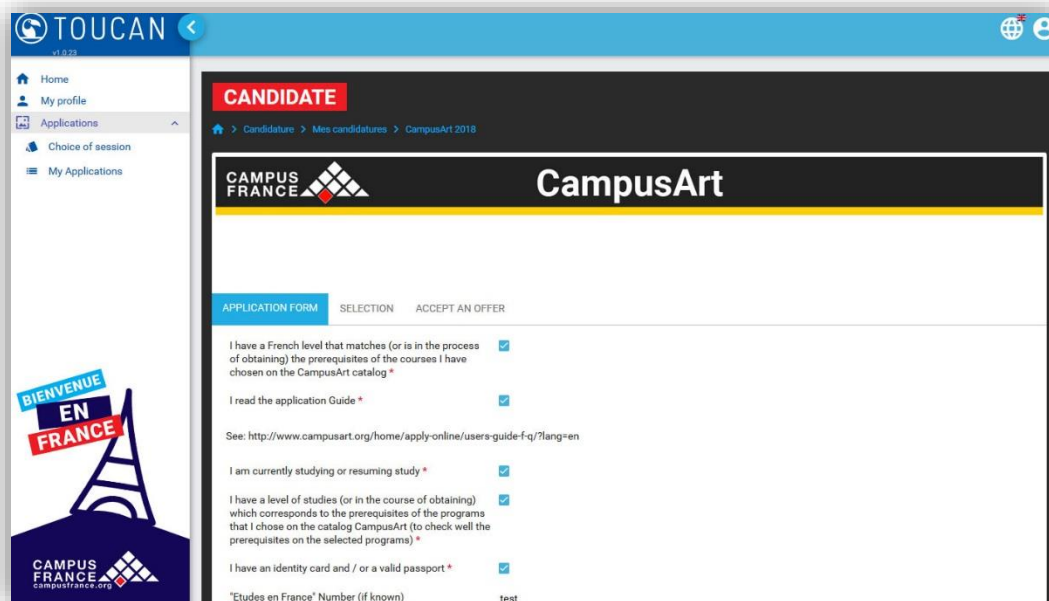
2/ Application form

When you have completed your profile, click on "Application" in the left menu, then click on "Choice session" then click on the red button "Submit an application". And click on the blue word "apply". Be careful, otherwise your file will not be created:

LIST OF SESSIONS				
Global Filter <input type="text"/> Reset				
PROGRAMME	CAMPAIGN	SESSION	START DATE	END DATE
CampusArt	2020		11/04/2019	08/31/2020 Apply
< > 1 < >				



You are asked to fill out your application file by following the indicated elements:



In each part, you are asked to add on line in the good rubrics the justifying documents requested to apply on CampusArt (photo ID, diplomas or certificates of schooling, notes, letter of referents,...):

Warning: the names of your files to attach must not have accents or be too long, the weight of each file must not be too high.

- 2 letters of recommendation (written on free paper or on the model below in French, English or Spanish) - **attach them to your CampusArt online account in the "study project" section;**
- a detailed cover letter. Some schools require a cover letter differentiated by school;
- official documents corresponding to the information you will fill in your electronic file (diplomas, certificates, certificates of schooling, ...) in the original language and their translation into French by a sworn translator - **attach them to your online CampusArt account in the part "academic background". If your documents are in Spanish or English, you can attach them to your online file as is without going through a translator;**
- your French test result (TCF, TEF, DELF or DALF) if you already have it - attach it to your CampusArt online account in the "Language level" section. If you do not have it yet, tick "in progress". If you correspond to the French test waiver

case (www.campusart.org/accueil/preparer-son-sejour/apprendre-le-francais), enter it in the "Type of test" drop-down menu;

- our transcripts in the language of origin and their translation into French by sworn translator. (No translation required if they are in Spanish or English) - **attach them to your CampusArt online account in the "academic background" section;**

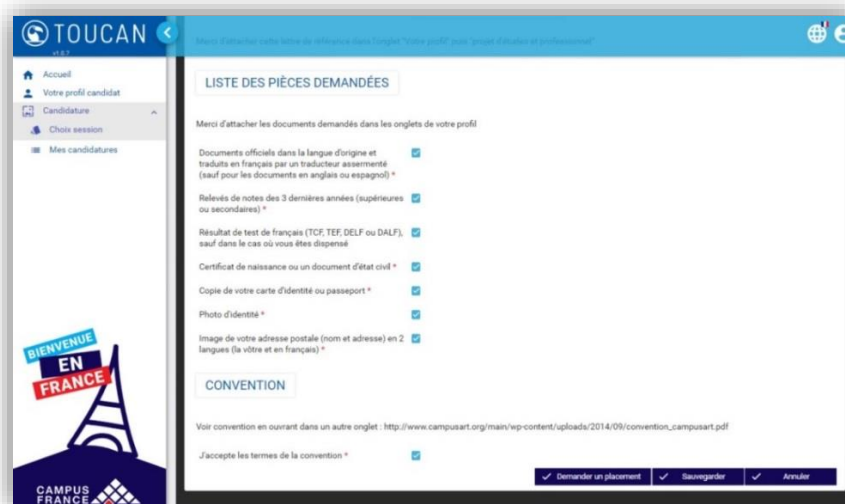
- a birth certificate (or civil status card), translated into French by a sworn translator (No translation required if it is in Spanish or English) - **attach it to your CampusArt online account in the "Study project" section;**

- a copy of your identity card or passport - **attach it to your CampusArt online account in the "Study project" section;**

- 1 photo ID - **attach it to your CampusArt online account in the "Study project" section;**

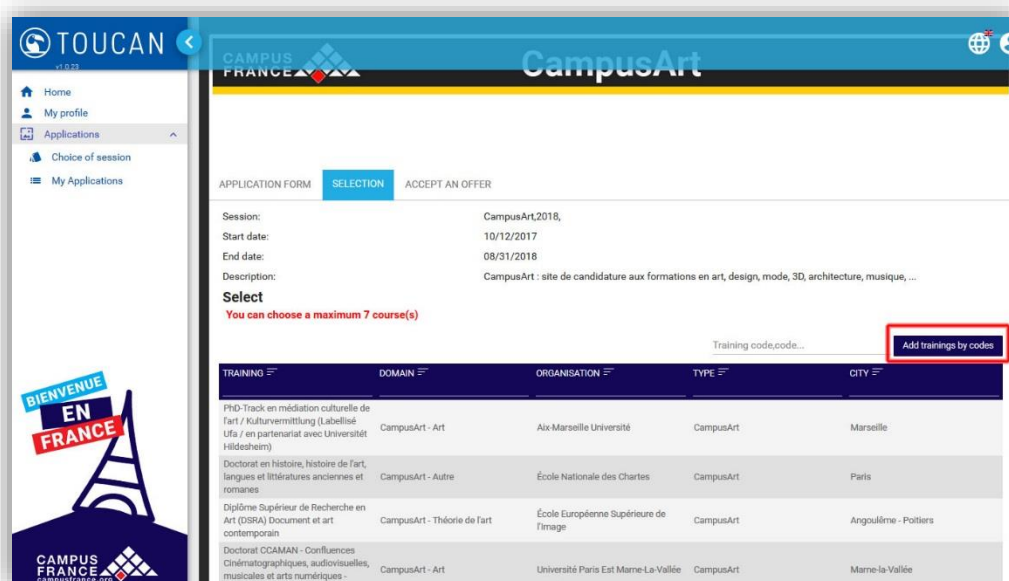
- For Asian or Maghrebi residents, a jpg or pdf of your complete postal address (last name, first name and address) written by hand or on software, in 2 languages (yours and in French) - **attach it to your CampusArt online account in the "Study project" section.**

When you're done, click below on "Request an investment":

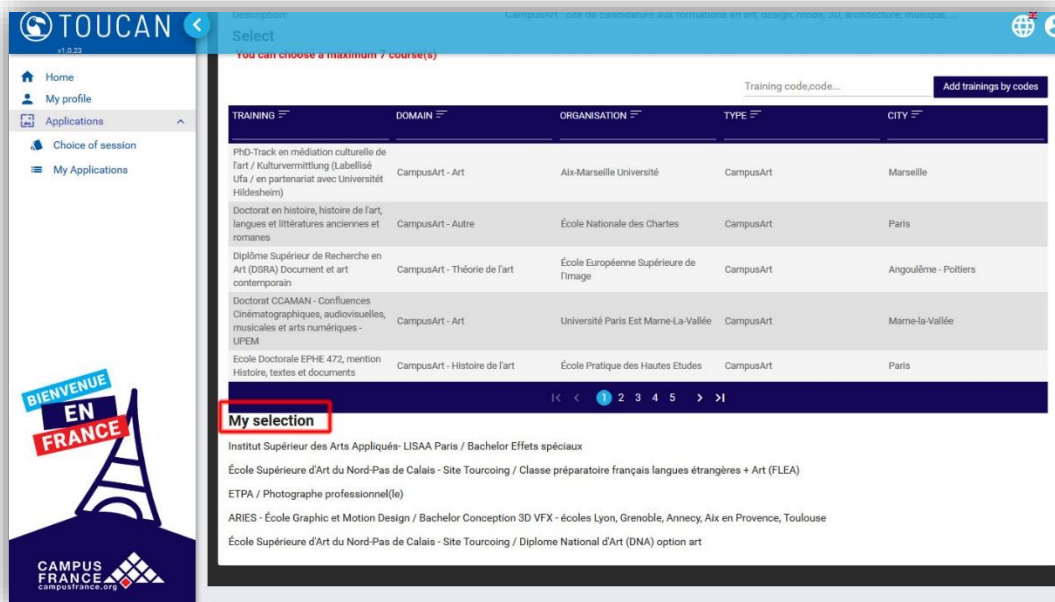


"Placement request" tab:

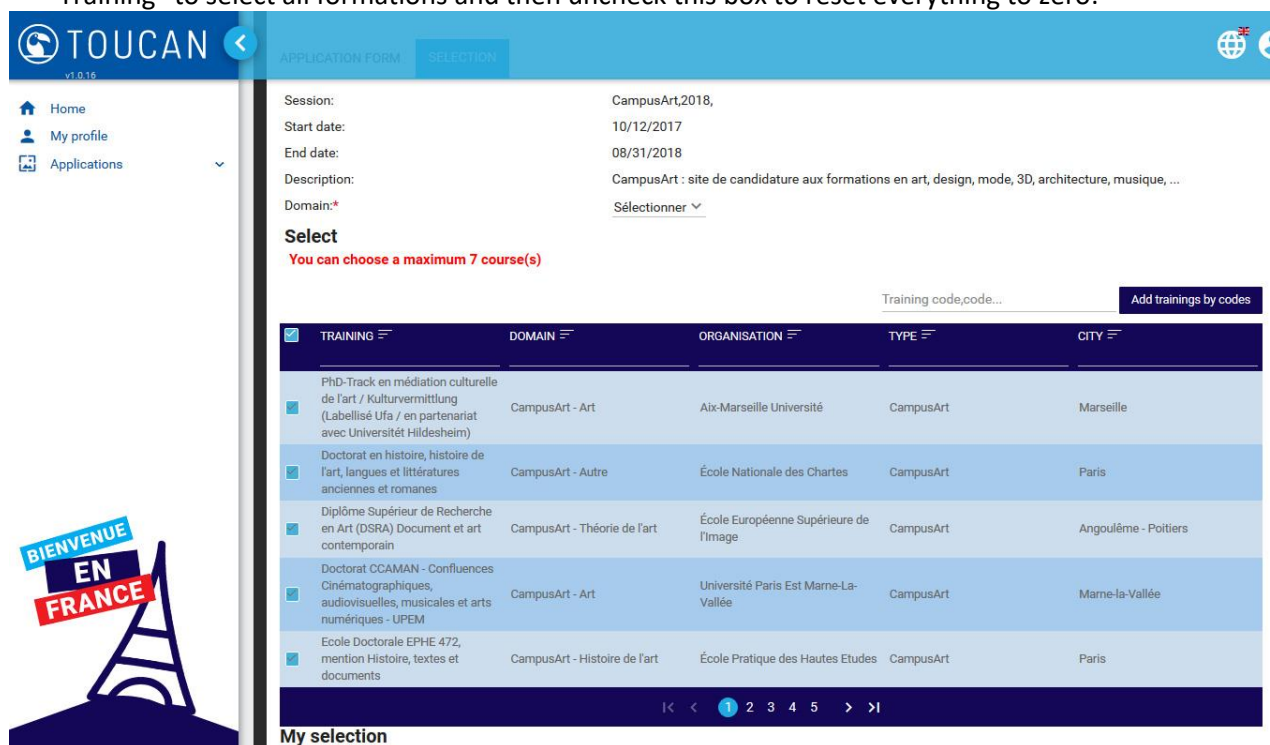
In the tab "Make an application for placement", click on "Add trainings by codes" and Paste the formations of the catalog CampusArt in the field "add trainings by codes" with your keys ctrl + v then click on this button: the computer imports the formations recorded in step 1.



Make sure your trainings are listed in the bottom part under the heading "My selection":



If you want to modify your training selection, you must check the box at the top in the menu on the left of "Training" to select all formations and then uncheck this box to reset everything to zero:



Then repeat step 1 and paste the trainings from the CampusArt catalog into the "add code formations" field with your ctrl + v keys then click on this button: the computer imports the trainings recorded in step 1.

When you are done and you are sure you do not change your mind about your training choices, click on the button at the bottom "Submit a folder".

Warning: You will validate your electronic file. Make sure that all your entries are correct and that your training choices correspond to your profile (level of study, French).

If your application is complete and complete, it will be validated by CampusArt who will then present it online to all the training managers. If it is not compliant, it will be moved back to editing so you can edit it.

The screenshot shows the TOUCAN application portal interface. On the left is a navigation menu with options: Accueil, Votre profil candidat, Candidature, Choix session, and Mes candidatures. The main area displays a table of available programs with columns for FORMATION, DOMAINE, ETABLISSEMENT, TYPE, and VILLE. Below the table is a 'Ma sélection' section listing chosen programs, and at the bottom are buttons for 'Déposer un dossier', 'Sauvegarder', and 'Retour'.

FORMATION	DOMAINE	ETABLISSEMENT	TYPE	VILLE
<input type="checkbox"/> PHD-Track en médiation culturelle de l'art / Kulturvermittlung (Labellisé Ufa / en partenariat avec Universität Hildesheim)	CampusArt - Art	Aix-Marseille Université	CampusArt	Marseille
<input type="checkbox"/> Doctorat en histoire, histoire de l'art, langues et littératures anciennes et romanes	CampusArt - Autre	École Nationale des Chartes	CampusArt	Paris
<input type="checkbox"/> Diplôme Supérieur de Recherche en Art (DSRA) Document et art contemporain	CampusArt - Théorie de l'art	École Européenne Supérieure de l'Image	CampusArt	Angoulême - Poitiers
<input type="checkbox"/> Doctorat CCAMAN - Confluences Cinématographiques, audiovisuelles, musicales et arts numériques - UPEM	CampusArt - Art	Université Paris Est Marne-La-Vallée	CampusArt	Marne-la-Vallée
<input type="checkbox"/> Ecole Doctorale EPHE 472, mention Histoire, textes et documents	CampusArt - Histoire de l'art	École Pratique des Hautes Etudes	CampusArt	Paris

Ma sélection

École Emile Cohl / Classe préparatoire dessin + français langue étrangère (FLE)
 ESMA - Ecole Supérieure des Métiers Artistiques / Brevet de Technicien Supérieur (BTS) Design d'espace - ville de Montpellier
 Cinécréatis / Réalisateur / Concepteur audiovisuel - ville de Lyon
 École Européenne Supérieure d'Art de Bretagne - site de Lorient / Diplôme National d'Art (DNA) option communication
 École supérieure d'art et de design Marseille-Méditerranée / Diplôme National Supérieur d'Expression Plastique (DNSEP) Design

Buttons: Déposer un dossier, Sauvegarder, Retour

If you have already submitted a CampusArt file last year or several years before

In the "Application> my applications" section, you have the history of your previous application files. On this image is mentioned the candidacy for the CampusArt 2018 session:

The screenshot shows the 'YOUR APPLICATIONS' section of the TOUCAN portal. It includes a navigation menu, a 'LIST OF APPLICATIONS' section with a search filter, and a prominent red 'SUBMIT AN APPLICATION' button. A table below shows a list of previous applications.

SESSION	ORGANISATION	TRAINING	APPLICATION DATE	STATUS
CampusArt 2018		nullDiplôme National d'Art...	2018-02-01	Admission offer accepted and payed

To re-apply for the current session, click on the red button "Submit an application". The campaign year for the current application appears, then click on the "apply" button:

CHOICE OF SESSION

Home > Applications > List of session

LIST OF SESSIONS

Global Filter

PROGRAMME	CAMPAIGN	SESSION	START DATE	END DATE	
CampusArt	2020		11/04/2019	08/31/2020	Apply

Navigation: << < 1 > >>

And follow the directions as explained earlier in this guide.

Particular case

However, if you can not attach the required proofs on your application CampusArt send these documents in pdf: by mail to campusart@campusfrance.org (maximum weight 7 mega) or using TransferNow (www.transfERNOW.net), or by post without staples and at your expense (copies, no original documents) to the following address:

CAMPUS FRANCE
Direction des Relations Extérieures et Institutionnelles
CampusArt
28, rue de la Grange-aux-Belles, 75010 Paris - France

Step 3: Validation of the application by CampusArt-Paris

- 1- CampusArt informs you by email of the good reception of your file. Your file goes into "pending eligibility" status.
- 2- CampusArt verifies that the required documents comply with your electronic file and validates your application on your CampusArt account online. Your file goes into "pending proposal" status.

Validation does not mean selection: the selection of candidates is done by the institutions on CampusArt and outside.

Step 4: Consulting training offers on your CampusArt account

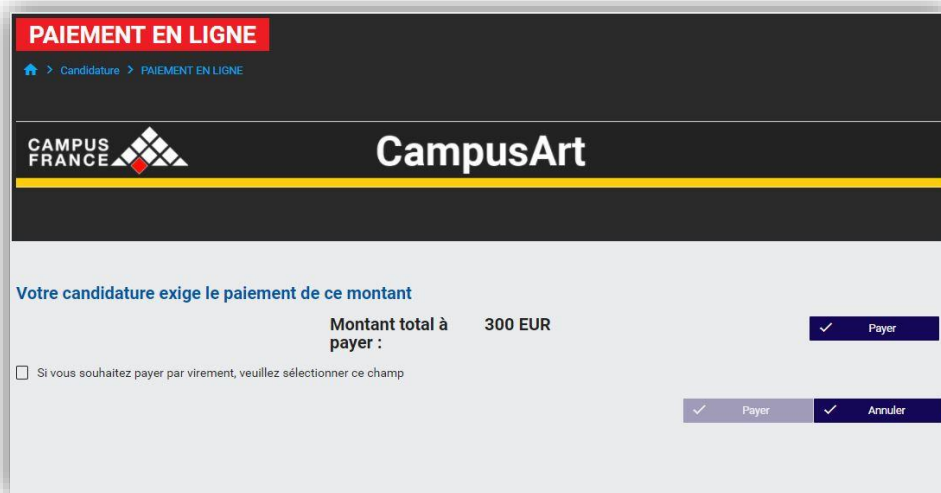
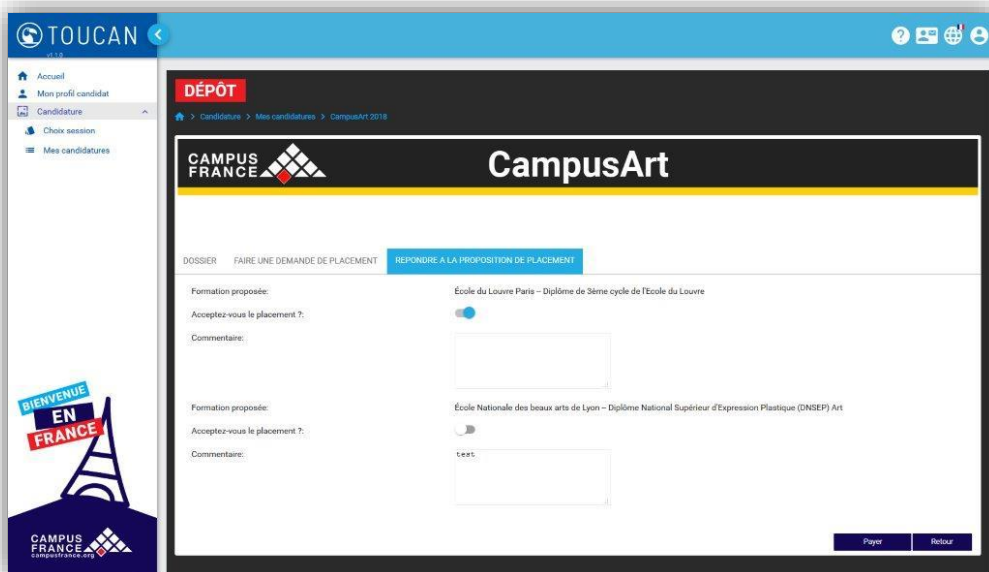
The establishments of the CampusArt network make you a proposal online on your CampusArt account:

- 1- Regularly check your file and emails to follow the results.
 - 2- You can receive one or more proposals. Institutions indicate in particular:
 - * the exact wording of the proposed training;
 - * the amount to be paid for the proposed training;
 - * the details of the establishment and the person in charge of the registrations.
- All the establishments can make you a proposal even if you did not indicate them in your 7 priority choices. Institutions will let you know whether or not they waive tuition fees when they make their admission proposals.

Step 5: Choice of a training and payment of the expenses of file

- If you receive more than one proposal, you must choose only one pre-registration proposal received on your CampusArt account. The establishment you have chosen guarantees your pre-registration if you accept it.
- If you decide to respond favorably to one of the proposals, you must confirm your registration:
 - * by means of the specific electronic form which is proposed to you on your CampusArt account. Click on "Respond to the placement proposal". You can only accept one proposal. Then click on "Pay" at the bottom of the page.

* by paying the CampusArt fees of 300 euros, by international credit card (yours or someone else's) via our secure system, or by bank transfer by yourself or someone else's (costs not refunded if you change your mind). Follow the instructions on your secure CampusArt account. If you wish to pay by bank transfer then tick the corresponding box and then click on the second button at the bottom "pay":



If you wish to pay by credit card then click on the corresponding "pay" button and you will be directed to the secure page to pay:



Step 6: CampusArt and your certificates

As soon as your registration is finalized by the payment of CampusArt fees, the CampusArt team:

1. sends you by mail and by post:

- *pre-registration certificate in your future higher institution;
- * the application and payment certificate CampusArt;

2. send your name and these 2 certificates to the Espace Campus France of your country, thus making it possible to accelerate the visa application. **Warning: any student who has not completed his CampusArt application on his personal account will not be registered on the program training, will not be entered on the list sent to the Campus France Spaces of his country. For students who depend on the procedure Studies in France, you can then declare on the procedure Studies in France that you are already accepted and not in application and upload on your account the certificates that the CampusArt team sent you.**



SOME ADVICE TO CANDIDATES

1. Consult the Campus France areas of your country
2. Read and print the guide to the application / Frequently Asked Questions (FAQ) and keep this document beside.
3. Learn about art and architecture studies: www.campusart.org/home/studies-degrees-and-higher-schools/?lang=en
4. Apply in 7 different establishments, including at least 1 out of Paris. Place 7 formations in «my selection», click on «« Make an application for placement », click on« Add formations by codes »and Paste the trainings of the CampusArt catalog in the field« add formations by codes »with your keys ctrl + v then click on this button: the computer imports the trainings recorded in step 1.
5. Attention alert messages: Do not proceed to the following steps if your electronic record is not complete. You CAN NOT CHANGE IT. It will be necessary to fill a new electronic file.
6. Sign well at the bottom of your emails, with your name, address, city and country; indicate the subject of your request.
7. If you are in a country with a "Study in France" procedure, make the file "Studies in France" at the same time.

For students who depend on the procedure Studies in France, you can then declare on the procedure Studies in France that you are already accepted and not in application and upload on your account the certificates that the CampusArt team sent you.

8. Visa application

Take note of the list of mandatory documents to provide for your visa application:

<https://france-visas.gouv.fr> . Most Consulates require proof of accommodation, financial resources,

Write us: campusart@campusfrance.org

CampusArt
STUDENT AGREEMENT

Entre CampusArt, géré par Campus France, établissement public à caractère industriel et commercial, sous tutelle des ministères de l'Europe et des Affaires Étrangères et de l'Enseignement Supérieur, de la Recherche et de l'innovation, et, sis 28, rue de la Grange-aux-Belles 75010 Paris, France, représenté par son Directeur Général, et l'étudiant(e).

IL EST CONVENU CE QUI SUIT,

ART. 1 OBJET

La présente convention a pour objet de préciser les relations entre l'étudiant(e) signataire et CampusArt- Campus France, concernant la mise en œuvre de son programme de formation, ainsi que les responsabilités de chacune des parties.

ART. 2 OFFRE DE FORMATION

2.1 Le programme CampusArt s'adresse à des étudiants étrangers (dans certains cas, à des étudiants de nationalité française mais ayant étudié plusieurs années dans un établissement étranger), ayant une formation supérieure en Art ou en Architecture et une maîtrise suffisante de la langue française. Ce programme leur offre la possibilité de compléter leur formation en France.

2.2 L'étudiant(e) certifie qu'il (elle) a pris connaissance du contenu de la formation proposée lorsqu'il (elle) accepte l'une des offres formulées par un établissement membre de CampusArt.

2.3 L'offre de formation (les contenus, les cours, les stages éventuels etc.) sont de la responsabilité de l'établissement qui recrute le candidat. Les formations sont proposées sous réserve d'habilitation par le ministère français de tutelle. Le contenu de la formation n'est pas modifiable par l'étudiant.

2.4 Le règlement des frais de dossier CampusArt implique l'approbation par l'étudiant(e) de l'offre de formation faite par le Réseau CampusArt ; formation dont le contenu est défini par l'établissement choisi.

ART. 3 VISA

Le Réseau **CampusArt** de Campus France n'est **pas habilité** à garantir l'obtention du **visa** demandé par l'étudiant(e) ; cette décision relève uniquement des services consulaires français à l'étranger. CampusArt **n'annule pas la** procédure « Etudes en France » mise en place dans la plupart des pays où un visa est nécessaire. La procédure « Etudes en France » est **obligatoire** dans les pays concernés. **Pour les étudiants concernés, vous avez le droit de choisir des écoles non connectées à la procédure « Etudes en France », c'est-à-dire qui ne se voient pas dans la liste des écoles sur « Etudes en France » : Ces écoles se trouvent sur CampusArt, nous vous invitons à utiliser cette plateforme de candidature.** La procédure « Etudes en France » est obligatoire pour les étudiant(e)s des pays concernés mais pas pour les établissements d'enseignement supérieurs français. Il est donc normal que vous ne trouviez pas toutes les écoles dans la liste de la procédure Etudes en France. Sur CampusArt, vous pourrez candidater dans ces écoles.

Certains pays accordent une simplification de procédure « Etudes en France » pour les étudiants qui seront inscrits par CampusArt : demi-tarif ou gratuité pour les frais, dispense ou accélération d'entretien. C'est le cas de l'Algérie, la Chine, la Côte d'Ivoire, la Colombie, le Vietnam, la Russie, ... Terminez d'abord votre procédure [CampusArt](#), et lorsque l'équipe CampusArt vous aura envoyé vos attestations d'admission, vous pouvez ensuite sauter la phase de candidature sur la procédure Etudes en France et passer tout de suite sur l'étape « je suis accepté » : vous pourrez télécharger sur votre compte Etudes en France les attestations que l'équipe CampusArt vous a envoyé.

CampusArt permet d'obtenir rapidement une attestation de pré-inscription dans un établissement français. C'est l'attestation qui vous aidera à obtenir le visa.

ART. 4 ASSIDUITE ET FORMATION

L'étudiant(e) doit faire preuve d'assiduité et réaliser complètement le programme d'études en respectant les conditions et le règlement intérieur de l'établissement choisi. Le candidat déclare savoir et accepter que, dans le cas où ses études seraient abandonnées avant leur terme, nul remboursement ou indemnité d'aucune espèce ne lui

seraient dû. L'étudiant(e) séjourne en France pour le seul et unique motif de ses études (stages compris), suivies dans un établissement d'enseignement supérieur où il est régulièrement inscrit. Est incluse, dans les études, toute formation (stage, période de recherche, etc..) reçue dans un établissement agréé par l'institution d'accueil (entreprises, organismes, etc.).

Son visa a été délivré à l'étudiant(e) par le Consulat de France, dans son pays, sous les conditions énoncées ci-dessus.

ART. 5 DEMARCHES ADMINISTRATIVES OBLIGATOIRES

Pour un séjour d'études en France supérieur à 6 mois et conformément à la loi, l'étudiant(e) effectue les démarches administratives obligatoires pour **régulariser son statut d'étudiant(e) en France** (demande de carte de séjour à la Préfecture, ouverture d'un compte bancaire dans les jours suivant son arrivée...).

L'attribution ou non du permis de résidence (carte de séjour) n'est pas de la responsabilité de CampusArt.

ART. 6 CHANGEMENT DE SITUATION / DIFFICULTES PENDANT LE SEJOUR

En cas de changement de situation en France (statut de résident, état-civil, maladie, autres projets personnels...) ou de difficultés pédagogiques ou matérielles susceptibles de compromettre la réussite de son séjour en France, l'étudiant(e) s'engage à en informer CampusArt - Campus France, par écrit, dans les meilleurs délais.

ART. 7 MODALITES DE PAIEMENT

L'étudiant(e) doit avoir réglé le montant des frais de dossier à Campus France par carte de crédit internationale ou par virement bancaire pour **confirmer sa préinscription de façon définitive**.

L'étudiant(e) s'engage à régler directement, à l'établissement d'accueil, le montant des frais d'inscription et de scolarité qui lui a été précisé lorsque l'établissement a formulé sa proposition de préinscription.

ART. 8 ANNULATION DU SEJOUR D'ETUDES EN FRANCE

En cas d'annulation du séjour d'études en France, l'étudiant doit adresser une lettre de demande d'annulation à l'établissement d'accueil, avec copie à CampusArt. L'établissement d'accueil détermine, selon ses propres règles, les modalités d'un remboursement éventuel des frais de scolarité qui auraient été déjà acquittés.

Dans tous les cas, le montant des frais de dossier CampusArt reste acquis à Campus France et ne peut faire l'objet d'aucun remboursement.

Attention : tout étudiant n'ayant pas terminé sa candidature CampusArt (en payant les frais de gestion de dossier) ne sera pas inscrit sur la liste envoyée aux Espaces Campus France de son pays.

L'étudiant(e) déclare sur l'honneur l'exactitude des informations le concernant transmises au Réseau CampusArt.

REFERENCE LETTER

This letter of reference is requested in the context of an application to the formations of a network of French institutions. We thank you for completing the questionnaire below and submitting it to the student, who will attach it to their CampusArt application online. You can also write a letter on free paper. We ask you to hand it over or send it to the student.

First and last name of the student:.....
=====

Referent information (yourself)

Your first name and last name:

Your functions and your institution (university, company, organization...):
.....

- On what occasion have you been able to appreciate the qualities of the student (courses, group work, internships, etc.) and what are these qualities?

- What are the main reasons you want to recommend this student and why do you think he will benefit from a training experience in France?

**How do you consider the ability of the student to express himself?
- in his mother tongue**

- 1. Orally:
- 2. in writing:

- in French

- 1. Orally:
- 2. in writing:

Compared to other students in your class, do you consider the student to be among:

- the 5% of the best students
- the 10% of the best
- 50% of the best
- beyond

Your signature

CAMPUSART QUESTIONS

The CampusArt network submits your file simultaneously (if it is complete) to more than one hundred different higher institutions and gives you an early answer, in April, which gives you the time to prepare your stay and your trip, from you possibly upgrade to French, to submit a scholarship application file ...

DIPLOMAS and NOTES

1 - What does it mean to justify at least three years of prior artistic studies?

To apply for certain courses, it is necessary to join to the file a diploma of 3 years of studies after the Baccalaureate or a certificate of school or certificate of schooling proving that you are well in 3rd year, as well as the complete notes of the 3 years of studies in art or architecture (and more if you have). You can apply if you are in grade 3. Some courses accept bac or bac +1 or bac +2. Also indicate your degree or year of studies in progress.

2 - For applications at the Bachelor level, do you also need to have 3 years of prior artistic studies?

For this level of study requested, your CampusArt file includes at least the grades of 3 years of study (the 3rd may be in progress). If you are applying for bac + 2 level training then indicate in tab 1 your marks of last year before the baccalaureate and your 2 other years after the baccalaureate. You can apply if you are in 2nd year.

For applications in preparatory classes, do you also need to have 3 years of prior artistic studies?

NO. But you must have a bachelor's degree (or its equivalent) and you must attach your high school grades: indicate your grades from 3 to 3 years before the bachelor's degree. You can apply if you are in the year in the process of obtaining a bachelor's degree.

3 - The names of diplomas in my country are different from the names of diplomas in France?

Write the name of the foreign degree in the original language AND its translation in parentheses: say how many years of study after the equivalent of the baccalaureate corresponds.

SPECIAL FEATURES OF CAMPUSART

Prerequisites: you must choose courses that correspond to your level of studies (or in the process of obtaining) and your level of French or English (or in the process of obtaining). If an establishment asks for a portfolio, this will be indicated by this sentence "All candidates must provide the address on the internet of a personal work file". If you do not choose courses that correspond to your level, your file will not be validated by CampusArt.

Check the prerequisites for each course:

PRÉ-REQUIS

- 🕒 **Age**
pas de limite
- 🎓 **Niveau d'études requis pour entrer dans la formation** : 3ème année supérieure (L3)
- 🗣️ **Niveau de français requis** : Intermédiaire (B2)
TEF, TCF, DELF ou DALF de niveau B2 minimum.
Dispenses listées ici : https://ressources.campusfrance.org/esr/diplomes/fr/fle_fr.pdf en page 4.
Dans ces cas, l'attestation de français n'est pas obligatoire
- 📁 **Tout candidat doit fournir l'adresse sur internet d'un dossier de travaux personnels**
- 📁 **Pré requis supplémentaires**
Portfolio varié et axé sur l'art.
Lettre de motivation et de projet d'étude détaillé, cv à ajouter sur le dossier électronique CampusArt

4 - PORTFOLIO: How to present my personal works on a portfolio?

The presentation of your work can be on a ready-to-make or free blog or portfolio, on a website built by yourself or a link to a pdf including all items requested. You do not have to provide a link to your Facebook account. There are free blog solutions (<https://www.behance.net>, www.ultra-book.com/portfolios, <https://www.portfoliobox.net/fr>, <http://cargocollective.com>,...).

Your personal website should have at least 2 main sections: personal works: about 15 **personal creations** which can be drawings, sketches, videos, films, paintings, models, artistic photographs, sculptures, musical creations alone or in a group ... that you must describe a little (subject or concept, materials or instruments used, software,...), the imaginary museum (10 works) and, if you can, the project of education / motivation. Diversify your personal work (drawings, paintings, photographs, models, videos, ...).

The place to indicate your personal website link is on your CampusArt account in "My Profile / Personal Information / Contacts" section.

The screenshot shows the 'TOUCAN' interface for a user's profile. The 'CONTACTS' section is highlighted with a red box, showing a field for 'Personal website / portfolio'. Other fields include 'Address*', 'Zip code*', 'City of residence*', 'Country of residence*', 'Phone', and 'Mobile'. The 'SOCIAL NETWORKS' section is also visible, with a 'Choose' dropdown and a 'Please fill-in the URL' field. The 'YOUR SOCIAL NETWORKS' section lists 'skype: test_pseudo', 'twitter: http://twitter.com', and 'linkedin: http://linkedin.com'. The 'Save' and 'Cancel' buttons are at the bottom right.

You can also attach your portfolio in pdf (light weight required, less than 8 megabytes) in document to be attached in the part "Study and Professional Project".

For musicians applying for musical groups: you can obviously not show drawings but sounds, videos of yourself playing alone or in a group or orchestra. A link to a youtube channel, soundcloud or any other system allowing you to gather your links allowing you to see your videos or sounds. A pdf file listing your links to your videos or sounds to drop on your CampusArt / Toucan folder can also be a solution.

5 - What is an imaginary museum?

This is a list of up to 15 art titles in the history of art from around the world, including the early arts or architecture that influenced you in your personal art projects. The legends must be complete and conform to cartels of works of art. For example :

title :	portrait de Mona Lisa, dite La Joconde
author :	Léonard de Vinci
creation date :	1503-1506

Try to explain your choices in relation to your personal artistic project (in a few lines).

Important: Your site also allows you to show all institutions simultaneously after closing your electronic file, documents that you could not join online: CV, new certificate of French test, new diploma obtained for example. Then create a 4th heading to your site, called "Last Documents" for example, and insert the new documents you want to show.

6- Study Project, Professional Project or Curriculum Vitae (CV).

The study project is like a little cover letter that has to explain why you chose this course or courses, what you expect, and how you envision your artistic and personal future. The professional project can explain your future ideal job or research project, or can be a very short summary of your resume, Add if your work has been exhibited, if you have done internships, worked with established artists, ...

Warning, the number of words is limited, you can not write large paragraphs. If you would like to write a larger cover letter or indicate your full CV, please attach them as an attached file. You can also attach cover letters by selected courses (7 choices, 7 small cover letters).

Proceed in the same way as before to join with the help of the button "Choose" at the bottom of the page then "Upload" your CV, projects,...

Do not forget to click on "save".

7 - Differences between art schools and universities?

Universities are rather those who wish to speak or manage art, to be cultural mediators (theoreticians, art critics, directors / administrators of cultural places, troops, etc.). Schools are rather those who want to make art (all "creative" artists, designers, decorators, stylists ...).

Universities and public art schools issue Licenses, Masters and Doctorates.

Private schools issue "titles" or "certificates" that the CNCP (National Commission for Professional Certification) classifies in 5 levels. See: <http://www.campusart.org/home/catalogue-campusart/les-etudes-diplomes-dart/?lang=en>

8 – When you get a pre-registration proposal on CampusArt, do you have to enter a competition in France?

No, the pre-registration and final registration is without competition in France.

9 - Will I be called for an interview in France?

NO. But there will be, perhaps, a preliminary telephone interview or a skype by appointment.

LANGUAGES and TRANSLATIONS

10 - Can the CampusArt electronic file be completed in English...?

Yes. However, the supporting documents requested can be in French, Spanish or English: for these languages you can attach them to your online file as is without going through a translator.

11 - Is there French training with CampusArt?

In CampusArt there are preparatory classes for French as a Foreign Language + Art but the student must acquire a minimum level in French before coming to France. Public institutions require a certificate of knowledge of French, TCF, DELF or DALF, preferably.

12 - What are the differences between degrees and tests?

A diploma still remains valid. A test is only valid for 2 years. To find your way around the different levels between DELF, DALF, TEF, TCF, and the test exemptions please see "Learning French" at <http://www.campusart.org/home/prepare-for-your-stay/learn-french/?lang=en>

13 - In which language should letters of recommendation be written?

Only in French, English or Spanish. For other languages, they will have to be translated.

SCHOLARSHIPS and HOUSING

14 - Regarding housing, is Campus France or the institution that supports?

Neither: housing is still the responsibility of the students. See also our website: <https://www.campusfrance.org/en/student-lodging-in-France> . Some establishments may reserve accommodations. Reception facilities are in place in several cities in France.

15 - Can I have a grant?

The Campus France Area of your country or the Cultural Service of the French Embassy can provide you with information. On the Campus France website, see also the scholarship programs: www.campusart.org/home/prepare-for-your-stay/finding-financial-assistance/?lang=en

ELECTRONIC DOSSIER, RECORD COSTS

16 – Are the supporting documents mandatory and must they be identical to the electronic file?

All the supporting documents requested in the electronic file must be added and attached, if there are some documents missing we will not be able to validate your file until you have uploaded them. If your documents are in French, Spanish or English, you can attach them as is without going through a translator.

17 - Can I add documents about my application not requested in the electronic file?

YES, you can add pieces to the right place on your online file if you think they are useful to value your application.

18 - When to finish my file?

Check the deadline on the CampusArt calendar and attach the requested documents to your online file. However, if you can not attach these documents on your application file send these documents in pdf: by mail to campusart@campusfrance.org (maximum weight 7 megabytes) or using TransferNow (www.transfERNOW.net), or by postal mail without staples and at your expense (copies, no original documents) to the following address:

19 - Why was my file rejected?

The electronic file and the supporting documents must be complete. No application can be accepted if this requirement is not respected.

20 - What is the model letter of recommendation for?

This is an example that you can use or not because your referees are free to write their letter as they wish. A free letter of recommendation can be used.

21 - What do you mean by "reference person"?

It is the person who recommends the student: a teacher, or a former teacher, a manager, a supervisor, a university or administrative manager, an artist ... It is a competent person in the artistic field.

22 - Am I accepted into training when I receive a CampusArt acknowledgment for my file?

No, it's just an acknowledgment of validation. CampusArt sends you an email to indicate that your file is in conformity and is validated for a presentation to the schools.

23 - Do I have to pay 300 € for processing fees, even if I do not get pre-registration?

NO. The € 300 processing fees due to Campus France are only required if you decide to accept one of the pre-registration proposals you received via your CampusArt account. If you do not want to register then you will not pay anything. If you wish to accept a proposal made to you on CampusArt, after your payment, you will receive your certificate of pre-registration, document to put in the file of visa application. If you have not received it within 3 weeks, claim this document with systematic communication of your messages to CampusArt.

ATTENTION: *the acceptance of a training offered by a private paying school often implies an advance by the student to the school directly of part of the tuition fees before the sending of the certificate of registration. The amount to be paid is indicated on the proposal received on CampusArt and is refunded to you if you do not have the visa if sending the proof of refusal.*

GENERAL ISSUES

24 - Calendar: what are the important dates?

They are indicated on the www.campusart.org website and on this guide on page 1. The deadline for entering the CampusArt online application, the period during which the institutions' proposals (and any telephone, skype or email interviews) are carried out ... If a recruitment proposal is sent to you, wait for the end of the proposals to make a decision, do not respond too quickly.